

FAÇA PARES - Um jogo de tabuleiro

- Imprima um "tabuleiro de jogo" para cada jogador; pode usar papel comum (as regras também devem estar em cada um dos tabuleiros de jogo).
- Imprima 4 cópias do baralho de cartas em papel de cartão de visita
- Você também vai precisar de uma peça para representar cada jogador (use botões coloridos ou qualquer outro objeto pequeno) e um dado.

O Baralho contém três conjuntos de cartas que são lembretes sobre cuidados importantes no diabetes e 4 cartas "coringa".

Os Conjuntos: *CONTAGEM DE CARBOIDRATOS:* uma balança, um copo de medida e um livro de contagem de carboidratos.

EXAME DE SANGUE: um monitor de glicose, fitas de teste e lancetas.

EXERCÍCIOS: nadar, andar de bicicleta e jogar bola.

Objetivo do jogo: Junte dois conjuntos diferentes para vencer o jogo - é permitido usar somente uma carta coringa para completar cada conjunto.

Para começar: cada jogador põe sua peça na casa "partida" da sua folha de jogo.

Todos os jogadores lançam o dado - o valor mais baixo começa o jogo, que deve continuar no sentido dos ponteiros do relógio - o próximo a jogar é sempre o jogador à esquerda.

Antes de o jogo começar o jogador que tirou o número mais alto no dado dá uma carta para cada jogador e coloca as cartas restantes em uma pilha no centro do tabuleiro.

Caindo no símbolo:  - jogue novamente

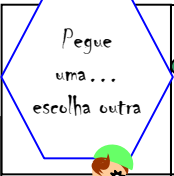
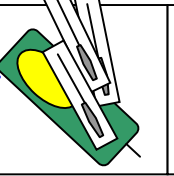

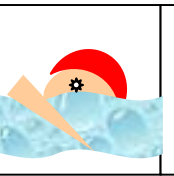
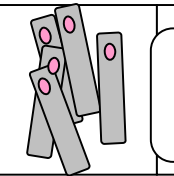
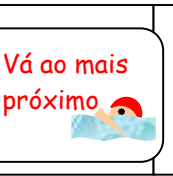


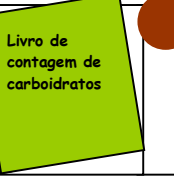

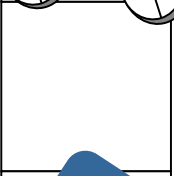
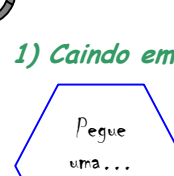
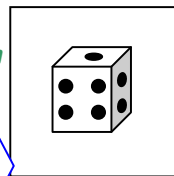
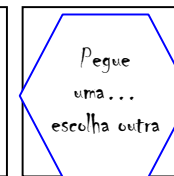
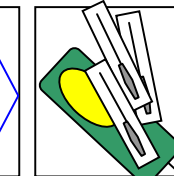

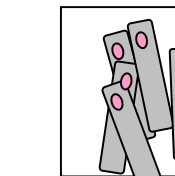



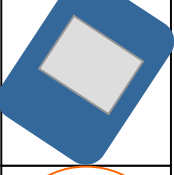


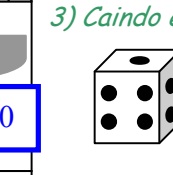
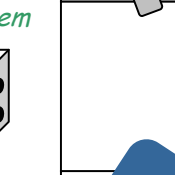
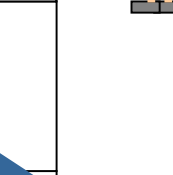
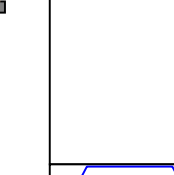
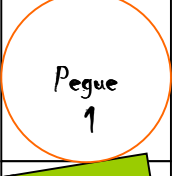
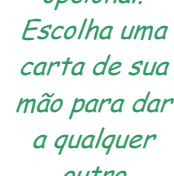

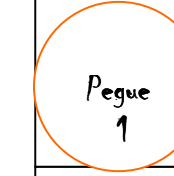
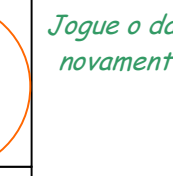

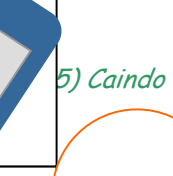
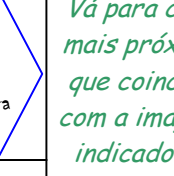
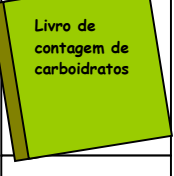
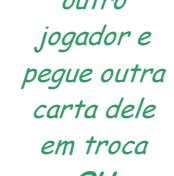
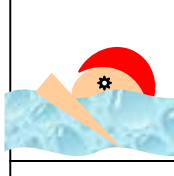
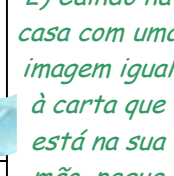
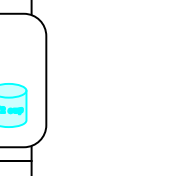


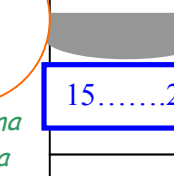
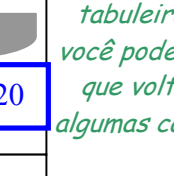



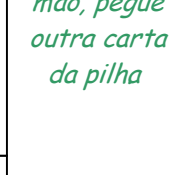

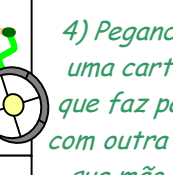
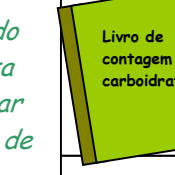


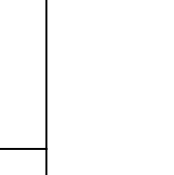


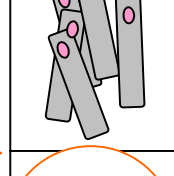

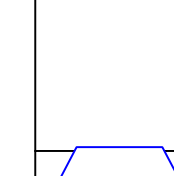



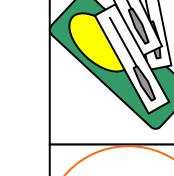

Em uma casa que coincida com a carta que o jogador já tem - pegue outra carta

Pegue 1 - pegue a primeira carta da pilha de cartas

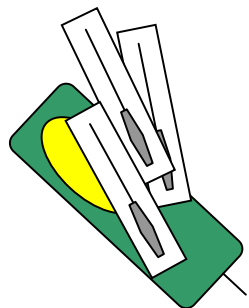
Dê uma escolha outra - Este é um movimento opcional; você pode *tanto* escolher uma carta de sua mão e dá-la a outro jogador e escolher outra carta deste jogador em troca **ou** perder a vez. Se você comprar uma carta igual à outra que já tem na mão, seja comprando no baralho ou de outro jogador - jogue novamente - jogue novamente.

Preparem-se, tomem seus lugares, FAÇAM PARES!!

Tabuleiro do FAÇA PARES


									
<p>Comece a partir do "Início" e continue seguindo as casas do tabuleiro até que um jogador consiga juntar dois conjuntos diferentes de cartas. Sempre que passar pelo "Início" pegue outra carta da pilha central. Mostre qualquer conjunto completo apenas quando passar pelo "Início"</p>									
	<p>1) <i>Caindo em</i></p> 				<p>3) <i>Caindo em</i></p> 			<p>6) <i>Caindo em</i></p> 	
	<p>Este é um movimento opcional. Escolha uma carta de sua mão para dar a qualquer outro jogador e pegue outra carta dele em troca OU Perca sua vez.</p>			<p>15.....20</p>	<p>Jogue o dado novamente.</p> 		<p>5) <i>Caindo em</i></p> 		<p>Vá para casa mais próxima que coincida com a imagem indicado no tabuleiro - você pode ter que voltar algumas casas!</p>
	<p>Vá ao mais próximo</p> 		<p>2) <i>Caindo na casa com uma imagem igual à carta que está na sua mão, pegue outra carta da pilha</i></p>		<p>Vá à mais próxima</p> 		<p>Pegue uma carta da pilha de cartas</p> 	<p>15.....20</p>	
				<p>4) <i>Pegando uma carta que faz par com outra de sua mão - Jogue o dado novamente.</i></p>					<p>Vá à mais próxima</p> 
<p>Vá ao mais próximo</p> 						<p>Vá ao mais próximo</p> 			
					<p>Vá ao mais próximo</p> 				

EXAME DE SANGUE



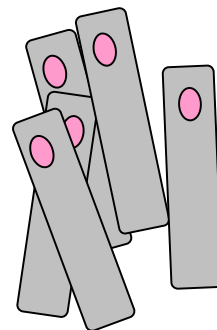
Lancetas

EXAME DE SANGUE



Monitor de glicose

EXAME DE SANGUE



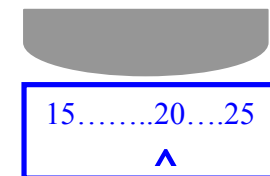
Fitas de teste

CONTAGEM DE CARBOIDRATOS




Copo de medida

CONTAGEM DE CARBOIDRATOS




Balança

EXERCÍCIOS



Andar de bicicleta

EXERCÍCIOS



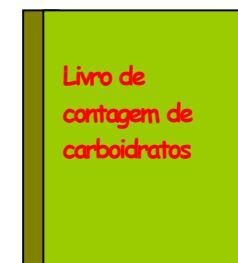
Jogar bola

EXERCÍCIOS



Nadar

CONTAGEM DE CARBOIDRATOS



Livro de contagem de carboidratos

